

Johnson's Algorithm

Weighted Directed Graphs

Let $G = (V, E)$ be a directed graph. A *weight function* of G is a function $w : E \rightarrow \mathbb{R}$. We say the ordered pair (G, w) is a *weighted graph*. The *shortest path* problem is to find the path from x to y of smallest total weight, for $x, y \in V$. The *single pair* shortest path problem is to find the minimum weight path for a single pair (x, y) . The *single source* shortest path problem is to find minimum weight paths from a specified source vertex to all vertices, while the *all pairs* shortest path problem is to find minimum weight paths for every choice of (x, y) .

Equivalent Weightings

Two weight functions, w_1 and w_2 on a directed graph $G = (V, E)$ are *equivalent* if there is a function $h : E \rightarrow \mathbb{R}$ such that $w_2(x, y) = w_1(x, y) + h(x) - h(y)$ for all $(x, y) \in E$.

Theorem 1 *If w_1 and w_2 are equivalent weight functions on a directed graph $G = (V, E)$, and $x, y \in V$, any shortest path from x to y in (G, w_1) is also a shortest path from x to y in (G, w_2) .*

Johnson's Algorithm

Johnson's algorithm solves the all-pairs shortest path problem for a weighted directed graph (G, w) with no negative weight cycles. Write $G = (V, E)$, let $n = |V|$ and $m = |E|$. The time complexity of Johnson's algorithm is $O(nm \log n)$, which is less than the $\Theta(n^3)$ time complexity of the Floyd-Warshall algorithm, provided m is small enough.

The first step of Johnson's algorithm is to create the augmented weighted directed graph, (G^*, w^*) . G^* has one new vertex, s , and n new arcs, $\{(s, x) : x \in V\}$, where $w^*(x, y) = w(x, y)$ if $(x, y) \in E$, and $w^*(s, x) = 0$. We then use the Bellman-Ford algorithm to run the single source shortest path problem on (G^*, w^*) . For all $x \in V$, let $h(x)$ be the least weight of any path in G^* from s to x . Since there is an arc of weight zero from s to x , we have $h(x) \leq 0$. We now define $w'(x, y) = w(x, y) + h(x) - h(y)$, and solve the all-pairs shortest path problem on (G, w') .

Theorem 2 $w'(x, y) \geq 0$ for all $(x, y) \in E$.

Proof: Since h is the solution to the single source shortest path problem on G^* , we have $h(y) \leq h(x) + w(x, y)$. Thus $w'(x, y) = w(x, y) + h(x) - h(y) \geq 0$. ■

Since w' is never negative, we can use Dijkstra's algorithm n times to solve the single source shortest path problem on (G, w') using each vertex as the source, giving us the function $dist'(x, y)$.

for any $x, y \in V$. We then define $dist(x, y) = dist'(x, y) - f(x) + f(y)$ to obtain the solution to the original problem.

A Small Example

Let (G, w) be the weighted directed graph shown in Figure 1, where $n = 7$ and $m = 9$. There are no negative cycles, but there are negative arcs.

Since m is considerably less than $\frac{n^2}{\log n}$ we expect Johnson's algorithm to be faster than the Floyd-Warshall algorithm.

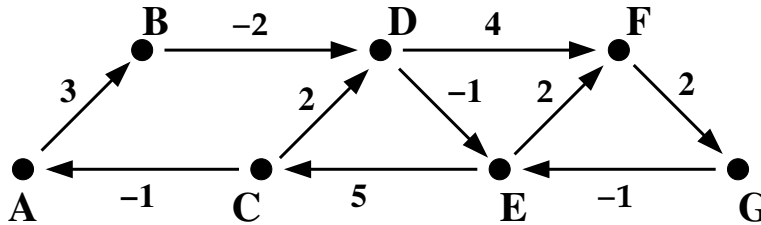


Figure 1: (G, w) , a Weighted Directed Graph.

We augment G_1 by creating a new vertex s and an arc of length zero from s to each vertex of G ; these new arcs are shown in red in Figure 2. We call the resulting directed graph G^* . We apply the Bellman-Ford single source algorithm to G^* . For each vertex x of G , let $f(x)$ be the minimum weight of any path in G^* from S to x . The values of f are shown in red in Figure 2.

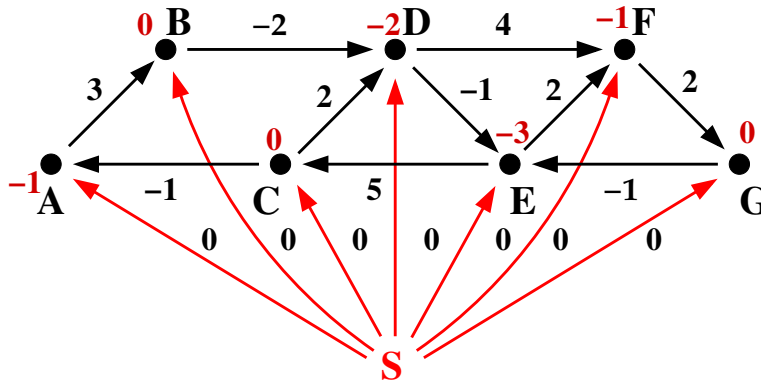


Figure 2: The Augmented Weighted Directed Graph G^* .

We now compute the adjusted weights, $w'(x, y)$ for any vertices x and y . The definition of w' is:

$$w'(x, y) = w(x, y) + f(x) - f(y)$$

Let (G, w') is a weighted directed graph with no negative weight arcs. We show the adjusted weights in Green in Figure 3.

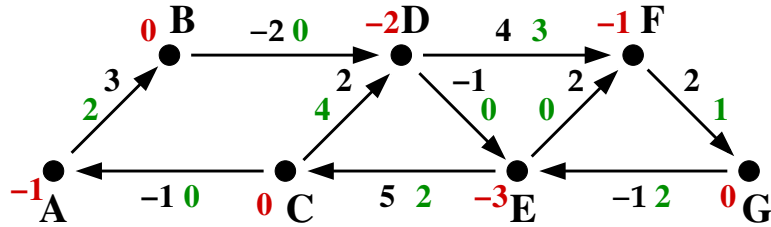


Figure 3: Calculation of Adjusted Weights w' on G

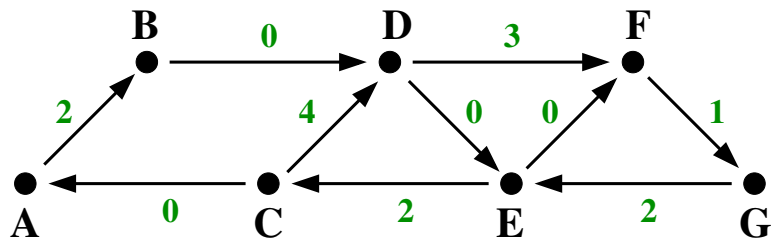


Figure 4: The Weighted Directed Graph (G, w')

We now run Dijkstra's algorithm on (G, w') n times. For each run we pick one vertex of G to be the source. Each run yields a tree of shortest paths rooted at the chosen vertex, which we call the Dijkstra tree.

In Figure 5 we show the n Dijkstra trees. Minimum path weight values are written in dark red.

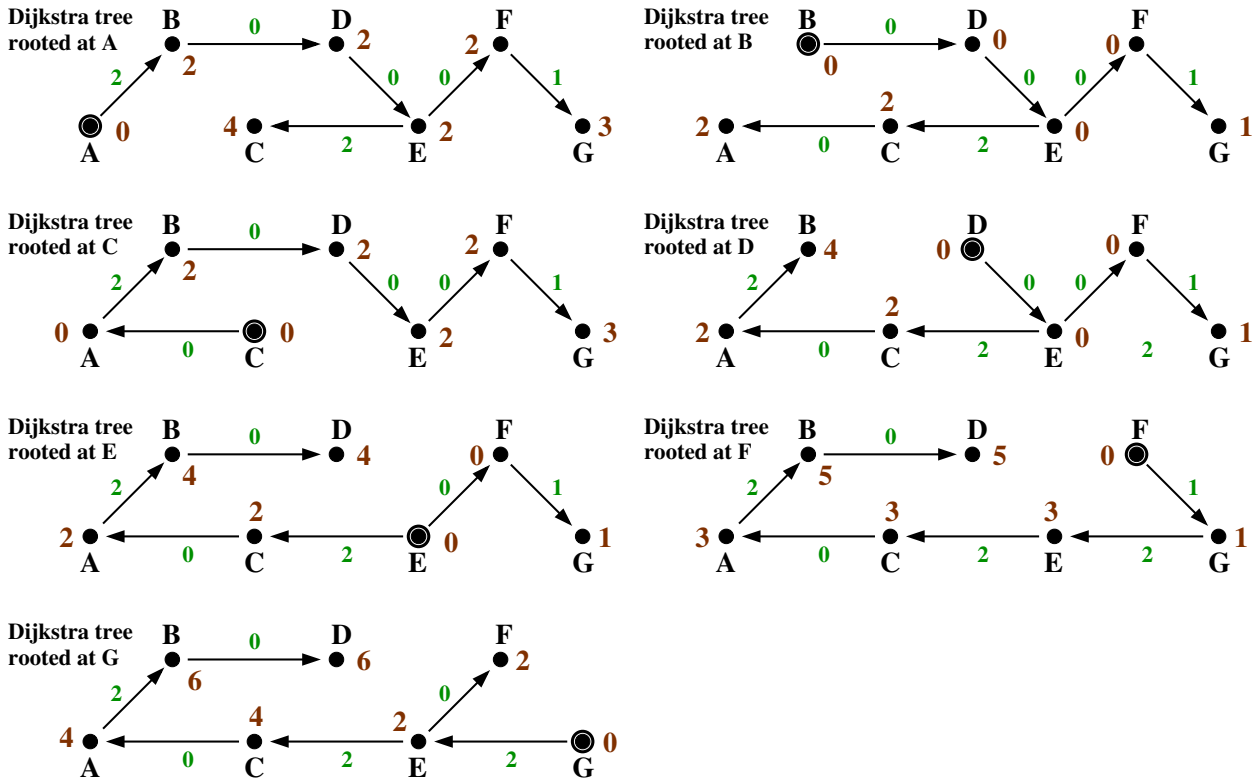


Figure 5: Dijkstra Trees for each Choice of Source Vertex.

In Figure 6 we replace the adjusted weight by the original weight for each arc. We relabel the arcs of each Dijkstra tree. The true minimum path from x to y is unique path from x to y in the tree rooted at x . Weights of those minimum paths are shown in red.

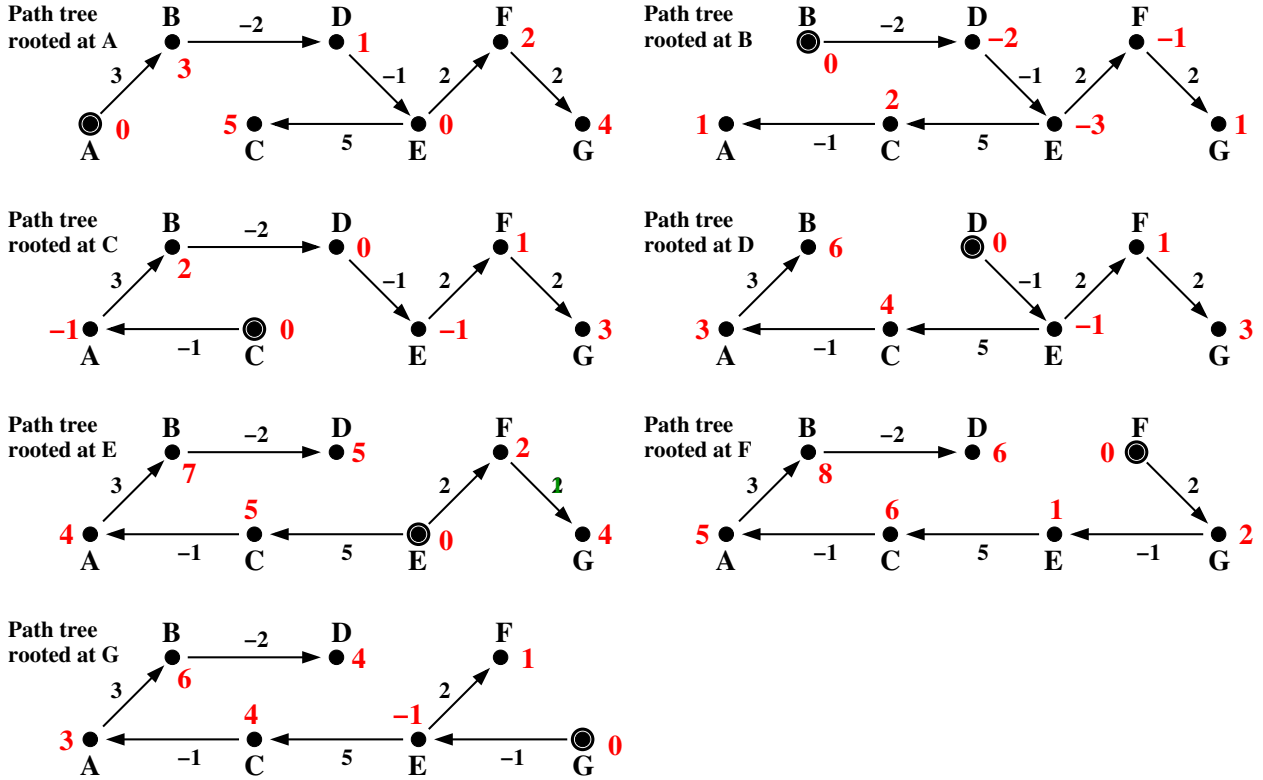


Figure 6: Shortest Path Weights for (G, w)

	A	B	C	D	E	F	G
A	0	3	5	1	0	1	0
B		A	E	B	D	E	F
C							
D							
E							
F							
G							

We now write the array showing the results. The minimum weight of a path from x to y is in row x and column y . Underneath that weight is the back pointer.

Exercise: Fill in the missing information in the array.